

# 26<sup>th</sup> Annual Midwest Norwegian Fjord Horse Club – Sponsored Horse Show

## THE place to be in July!

Iowa Equestrian Center  
Cedar Rapids, IA - July 16 – 18, 2011

### PLEASE READ THIS PACKET IN FULL

#### Dear Exhibitor:

Enclosed you will find the following:

- 1) Class Schedule
- 2) Entry Form (**one form for each exhibitor**)
- 3) Versatility award form and qualifications for the Versatility Award (Must be filled out)
- 4) Class descriptions
- 5) Rules
- 6) Patterns for Driving, Jumping, Trail, Farm Hitch
- 7) Sponsorship
- 8) Stall reservations form
- 9) Membership dues form
- 10) Camping Information

#### Facility Arrivals:

Exhibitors may start arriving at the Iowa Equestrian Center the day before the show (July 15) and the arena will be available for exhibitors use at noon that day. Exhibitors may arrive on Thursday (July 14) and will be charged an Early Arrival Fee of \$15.00 per stall with a warm-up arena *possibly* being available for use by exhibitors.

#### Please Send:

Entry form, copy of registration papers and current Coggins papers, stall reservations & payments, sponsorship forms & payments, membership form/dues and payment for classes made out to MWFHC to:

Kathy Blaszczyk, MWFHC Show Co-Chairman  
N5933 Fairway Drive  
Fredonia, WI 53021

For questions about the show contact: Monie Redfield, MWFHC Show Co-Chairman at:  
[mredfield@hotmail.com](mailto:mredfield@hotmail.com) or 507-732-7267

#### Qualification Forms (Versatility – Youth – Adult) to:

Andrew Hinrichs, Specialty Awards Manager  
24853 Aurdal River Rd.  
Fergus Falls, MN 56537

#### Sponsorship Form and Payment to:

Anne Weyker  
6737 Clay Ridge Rd.  
Cedar Grove, WI 53013

**Entries are due July 1, 2011 – a late fee of \$10.00 per class for entries postmarked after July 1, 2011**

#### Hotel Information (all located within Cedar Rapids, IA)

The Hotel at Kirkwood Center	319.848.8700
Americ Inn	319.632.1800
Clarion Hotel	319.366.8671
Country Inn and Suites	319.363.3789
Econo Lodge	319.363.8888
Howard Johnson	319.366.2475

**PLEASE read your packet in full.** Contact us with any questions regarding this package, email Kathy Blaszczyk at [kblaszczyk@yahoo.com](mailto:kblaszczyk@yahoo.com), #262-692-3521 or Monie Redfield at [mredfield@hotmail.com](mailto:mredfield@hotmail.com), 507-732-7267.

Thank you. We are looking forward to seeing you at this year's show!

*Kathy Blaszczyk & Monie Redfield*

## **President's Message:**

**Hello MWFHC Members! I wanted to take this opportunity to speak to the club. My term will be completed this July at the show. I have for the most part enjoyed being President. I think each and every one of you should run for an officer position. Only because then I think you will truly understand this wonderful club and all its "workings". It really is a GREAT club.**

**I have been a member since '95, I have seen many things in our club throughout the years and the biggest is how much our club has grown! Both in numbers and in skill. It really has been an honor to witness it all.**

**I'm sure like many of you, you are excited and also nervous about our show at a new location. The facility is state of the art, we'll all feel very pampered and I think it will be an easy adjustment. I know having information is helpful when there are changes, so hopefully we can give you all the information you need, and if you have questions, please feel free to ask, we'll get you the answer so that you will feel right at home, the second you get there.**

**We have SO many changes this year, that I thought perhaps a shortened "highlighted" version might help. EVERYTHING is in your show packet. I just want to show you here some of the BIG changes. I'm sure by now you all know our show will be held in IOWA, at the Iowa Equestrian Center near Kirkwood Community college, but many of you may not know ALL the "specials" we have going for our show this year. So, let me fill you in:**

- 1) CLASS FEES: \$5.00 (this is for this year only-the Show committee will decide next year what rates to charge)**
- 2) STALLS: \$20.00 (Friday to Monday)**
- 3) 4th STALL FREE. If you own/ show 4 or more, every 4th stall is free. (this year only and will be decided by the show committee if this was worth it for following years)**
- 4) PAYBACK: \$9 for FIRST place, \$7 for SECOND, \$5 for THIRD. (Also for this year only and will be decided on by the Show committee for the following years)**
- 5) Awards: Glassware for first and ribbons 1st -6th**
- 6) TACK STALLS-they are available!! \$40 per tack stalls**
- 7) STALL ASSIGNMENTS will be EMAILED or will go out in REGULAR Mail to all who sign up. Along with which door you will pull up to unload.**
- 8) We do have to use their shavings and order shavings ahead of time, so make sure you consider this when filling out your forms. They will have extra so don't panic if you need more.**
- 9) There will be a Club Meeting and Dinner \$7.25 a person at the barn FRIDAY NIGHT. 5:30 dinner, then meeting.**
- 10) We are trying to make it easier on you and the treasurer with having folks pay for everyone in one lump sum. Entry Fees, Dinner, Shavings, Stalls, etc**
- 11) We will be handing out a survey to those that come and show. This NEEDS to be handed in AT THE SHOW. Late entries will not be counted. You will get the survey with your numbers.**

**HOPE YOU CAN SUPPORT YOUR CLUB AND COME TO THE SHOW!**

**-Patti Jo Walter, President**

26<sup>th</sup> Annual Midwest Norwegian Fjord Horse Show  
Organized by the Midwest Fjord Horse Club, Cedar Rapids, IA - July 16-18, 2011

**CLASS SCHEDULE**

<b>Saturday, July 16<sup>th</sup></b>	
<b>9:00 AM</b>	14. Produce of Dam
1. Yearling Colts	15. Showmanship Adult (Age 19 & Over)
2. Stallions 2 & 3 Years Old	16. Showmanship Youth (Age 13-18)
3. Stallions 4 & Over	17. Showmanship Youth (Age 12 & Under) <i>(Break/Setup after class)</i>
<b>Grand &amp; Reserve Stallions (1<sup>st</sup> &amp; 2<sup>nd</sup> Place From Classes 1-3)</b>	<b>1:00 PM</b>
4. Yearling Geldings	18. Adult Trail (Age 19 & Over)
5. Geldings 2 & 3 Years Old	19. Youth Trail (Age 18 & Under)
6. Geldings 4 & 5 Years Old	20. Walk/Trot & In Hand Combination Trail
7. Geldings 6 & Over	<i>Break/Take Down</i>
<b>Grand &amp; Reserve Geldings (1<sup>st</sup> &amp; 2<sup>nd</sup> Place From Classes 4-7)</b>	21. Single Pleasure Driving- Men
8. Yearling Fillies	22. Single Pleasure Driving- Women
9. Fillies 2 & 3 Years Old	23. Pleasure Driving Youth – Single Or Team
10. Mares 4 & 5 Years Old	24. Adult Single Reinsmanship (Age 19 & Over)
11. Mares 6 & Over	25. Youth Single Reinsmanship (Age 18 & Under) <i>(Break/Setup)</i>
12. Broodmares	26. Tandem
<b>Grand &amp; Reserve Mares (1<sup>st</sup> &amp; 2<sup>nd</sup> Place From Classes 8-12)</b>	27. Farm Hitch <i>(Break/Setup prior to class)</i>
13. Get of Sire	28. Ground Driving (Horse 3 & under)
<b>9:00 AM</b>	<b>Sunday, July 17<sup>th</sup></b>
	<b>1:00 PM</b>
29. Turnout	40. Single Driving Maiden Horse (Never Won 1 <sup>st</sup> or 2 <sup>nd</sup> )
30. Drive & Ride	41. Novice Single Pleasure Driving-Men
31. Adult English Pleasure (Age 19 & Over)	42. Novice Single Pleasure Driving-Women
32. Youth English Pleasure (Age 18 & Under)	43. Team Pleasure Driving- Men
33. Adult English Equitation (Age 19 & Over)	44. Team Pleasure Driving- Women
34. Youth English Equitation (Age 18 & Under)	45. Team Reinsmanship
35. Green Horse Walk/Trot- English	46. Unicorn
36. Suitability For Dressage <i>(Break/Setup after class)</i>	47. Four Horse Hitch
37. Hunter Hack	48. Single Log Skid- Men
38. Jumpers Choice Class	49. Single Log Skid- Women
39. Single Driving 1 <sup>st</sup> Year- Green Horse	50. Single Log Skid- Youth
	51. Team Log Skid
<b>8:00 AM</b>	<b>Monday, July 18<sup>th</sup></b>
52. Adult Western Pleasure (Age 19 & Over)	63. Youth Costume Class (Age 18 & Under)
	<b>45 minutes after end of morning classes</b>
53. Youth Western Pleasure (Age 18 & Under)	64. Gambler's Choice* A. Adult (Age 19 & Over) B. Youth (Age 18 & Under)
54. Adult Western Horsemanship (Age 19 & Over)	65. Double Jeopardy* A. Adult (Age 19 & Over) B. Youth (Age 18 & Under)
55. Youth Western Horsemanship (Age 18 & Under)	66. Pick Your Route* A. Adult (Age 19 & Over) B. Youth (Age 18 & Under)
56. Adult Walk/Trot- English or Western (Age 19 & Over)	
57. Youth Walk/Trot- English or Western (Age 18 & Under)	67. Adult Barrel Race (Age 19 & Over)
58. Green Horse Walk/Trot- Western	68. Youth Barrel Race (Age 18 & Under)
59. Youth Leadline (Age 7 & Under)	69. Adult Pole Bending (Age 19 & Over)
60. Pairs Riding- English or Western (** Double Entry)	70. Youth Pole Bending (Age 18 & Under)
61. Jack Benny- English or Western (Horse/Rider combination 55 & over)	71. Ride A Buck
<i>Brief Break</i>	72. Speed and Action
62. Adult Costume Class (Age 19 & Over)	73. Panty Hose Race (** Double Entry)

**\*Section A & B of each class will be run simultaneously, but results announced separately \***

## Entry Form

### One Form required for each EXHIBITOR

**Entry Fee: \$5 per class (Member) or \$14 per class (Non-Member) IF postdated by mail before July 1, 2011.**

Late entry fee of \$10 per class (\$18 Non-Member).

PAYBACK: \$9 for FIRST place, \$7 for SECOND, \$5 for THIRD

<b>Exhibitor:</b>																				
<b>Horse Owner:</b>																				
<b>Address:</b>																				
<b>Phone:</b>	(    )	<b>Email:</b>																		
Horse #1														Registration #						
Horse #2														Registration #						
Horse #3														Registration #						
Horse #4														Registration #						
Horse #1	1	2	3	4	5	6	7	8	9	10	11	12	13	14	15	16	17	18	19	20
	21	22	23	24	25	26	27	28	29	30	31	32	33	34	35	36	37	38	39	40
	41	42	43	44	45	46	47	48	49	50	51	52	53	54	55	56	57	58	59	60**
	61	62	63	64	65	66	67	68	69	70	71	72	73**							
Is Horse Registered for Evaluation following the show?    Yes    No    (Please circle one)																				
Horse #2	1	2	3	4	5	6	7	8	9	10	11	12	13	14	15	16	17	18	19	20
	21	22	23	24	25	26	27	28	29	30	31	32	33	34	35	36	37	38	39	40
	41	42	43	44	45	46	47	48	49	50	51	52	53	54	55	56	57	58	59	60**
	61	62	63	64	65	66	67	68	69	70	71	72	73**							
Is Horse Registered for Evaluation following the show?    Yes    No    (Please circle one)																				
Horse #3	1	2	3	4	5	6	7	8	9	10	11	12	13	14	15	16	17	18	19	20
	21	22	23	24	25	26	27	28	29	30	31	32	33	34	35	36	37	38	39	40
	41	42	43	44	45	46	47	48	49	50	51	52	53	54	55	56	57	58	59	60**
	61	62	63	64	65	66	67	68	69	70	71	72	73**							
Is Horse Registered for Evaluation following the show?    Yes    No    (Please circle one)																				
Horse #4	1	2	3	4	5	6	7	8	9	10	11	12	13	14	15	16	17	18	19	20
	21	22	23	24	25	26	27	28	29	30	31	32	33	34	35	36	37	38	39	40
	41	42	43	44	45	46	47	48	49	50	51	52	53	54	55	56	57	58	59	60**
	61	62	63	64	65	66	67	68	69	70	71	72	73**							
Is Horse Registered for Evaluation following the show?    Yes    No    (Please circle one)																				
For <b>GET OF SIRE</b> and <b>PRODUCE OF DAM</b> , please include a sheet with the name of the SIRE and the three horses to be shown and/or the name of the DAM and the two get to be shown.																				
No. of Classes Entered (**Double Entry for #60 & 73)												@ \$5 per Class (Club Member) or \$14 per Class (Non-Club Member)		Subtotal:		\$				
No. of Stalls Required (4 <sup>th</sup> stall is FREE)												@ \$20 per Stall (Club Member) or \$40 per Stall (Non-Club Member)		Subtotal:		\$				
Early Arrival Fee (Thursday)												@ \$15 per Stall		Subtotal:		\$				
No. of Stalls for Shavings												@ \$14 for 2 Shavings (2 shaving min)		Subtotal:		\$				
No. of Shavings (Additional)												@ \$7 per Shavings		Subtotal:		\$				
No. of Tack Stalls Required												@ \$40 per Tack Stall		Subtotal:		\$				
No. of Camp Site Nights												@ \$20 per Camp Site per Night		Subtotal:		\$				
No. of Meals at Friday Meeting												@ \$7.25 per Meal		Subtotal:						
NO REFUND Without Veterinarian's Written Acknowledgement												<b>Total Amount Due:</b>				\$				
Make checks payable to: <b>Midwest Fjord Horse Club</b>										Send entries to:				<b>Kathy Blaszczyk</b>						
I hereby enter the above horses at my own risk. I further agree that if any damage to myself, my horse or my equipment occurs, I will make no claims against the Iowa Equestrian Center or the Midwest Fjord Horse Club.														N5933 Fairway Drive						
														Fredonia, WI 53021						
														Phone: 262.692.3521						
								E-Mail: kblaszczyk@yahoo.com												

<b>EXHIBITOR SIGNATURE:</b>																				
<b>PARENT/GUARDIAN:</b>																				
<b>Need to send:</b>		<ol style="list-style-type: none"> <li>1. This form filled out completely.</li> <li>2. Check made payable to the Midwest Fjord Horse Club.</li> <li>3. Copy of Registration papers for each horse entered.</li> <li>4. Copy of negative Coggins papers for each horse entered.</li> </ol>																		

<b>Show Office Use Only</b>
Check #: _____
CK Total: _____
Date Rec'd: _____

## Membership Information for the Midwest Fjord Horse Club

Name: \_\_\_\_\_  
Farm name: \_\_\_\_\_  
Address: \_\_\_\_\_  
City, state, ZIP: \_\_\_\_\_  
Phone: \_\_\_\_\_  
Email address: \_\_\_\_\_

### Optional Business Listing:

Unless you indicate otherwise, all information you provide below will be listed on the MWFHC website at <http://mwfhc.org> and once a year in our newsletter. Please see "Dues" below for the Business Listing fee.

Website address: <http://> \_\_\_\_\_

Stallion name(s): \_\_\_\_\_

Brief description of the Fjord-related products or services you offer (can use the back of this sheet too):

\_\_\_\_\_  
\_\_\_\_\_  
\_\_\_\_\_

Please indicate if you do **not** want certain information listed on the MWFHC website. (*circle all that apply*):

**Street address / Telephone / Email / Other:** \_\_\_\_\_

### Annual Dues:

- |                          |                              |         |  |
|--------------------------|------------------------------|---------|--|
| <input type="checkbox"/> | Individual:                  | \$15.00 | per year (1 vote)                                    |
| <input type="checkbox"/> | Family:                      | \$25.00 | per year (2 votes)                                   |
| <input type="checkbox"/> | Business Listing (optional): | \$5.00  | per year in addition to the individual or family fee |

Annual membership is effective from July 1 to June 30. Dues are delinquent on September 1. New memberships paid on or after January 1 of *this* calendar year will be current through June 30 of the *next* calendar year.

### Lifetime Dues:

- |                          |             |          |                            |
|--------------------------|-------------|----------|----------------------------|
| <input type="checkbox"/> | Individual: | \$150.00 | one time payment (1 vote)  |
| <input type="checkbox"/> | Family:     | \$250.00 | one time payment (2 votes) |

Business Listing is included at no extra charge.

**Please make your check or money order payable to MWFHC.**

**Send this form and payment to:**

DeeAnna Weed  
MWFHC Membership  
669 Woodchuck Drive  
Postville IA 52162

# Help Support Horse Show With Class Sponsorships

Members of the Midwest Fjord Horse Club are encouraged to seek class sponsorships for the 2011 Fjord Horse Show to be held July 16-18 in Cedar Rapids, Iowa

In addition to helping the club meet expenses for the show, members can also “earn” a free class for every three sponsorships obtained. Why not consider asking some local businesses (i.e. feed stores, veterinarians, saddle shops, etc.) if they would consider a \$25 donation to sponsor a class, or \$50 for an award?

Last year a total of \$1500 in sponsorships was raised by MWFHC members. Sponsors may designate the particular class(es) they wish to sponsor and every effort is made to honor that request. Classes and their sponsors will be listed on the 2011 show bill.

Please complete the sponsorship form provided and return by July 1 to allow time to prepare/print the show bill. Send form to Anne Weyker, Treasurer, at the address provided on the form.

When sending entry form and fees to the show chairs, please note how many sponsorships you have obtained if you wish to take advantage of the free class offer.

Questions? Contact Anne at [anneweyker@yahoo.com](mailto:anneweyker@yahoo.com).

**Please list sponsors on the form following this page.**

**SPONSORSHIPS FOR FJORD HORSE SHOW - 2011**

**Member Obtaining Sponsors:** \_\_\_\_\_  
**Phone No.** \_\_\_\_\_ **e-mail address** \_\_\_\_\_  
**Address:** \_\_\_\_\_

**Name of Sponsor/Farm/Business** \_\_\_\_\_  
**Address & Phone No.** \_\_\_\_\_  
**Class(es) Preferred** \_\_\_\_\_  
**Amount of Sponsorship** \_\_\_\_\_

**Name of Sponsor/Farm/Business** \_\_\_\_\_  
**Address & Phone No.** \_\_\_\_\_  
**Class(es) Preferred** \_\_\_\_\_  
**Amount of Sponsorship** \_\_\_\_\_

**Name of Sponsor/Farm/Business** \_\_\_\_\_  
**Address & Phone No.** \_\_\_\_\_  
**Class(es) Preferred** \_\_\_\_\_  
**Amount of Sponsorship** \_\_\_\_\_

**Name of Sponsor/Farm/Business** \_\_\_\_\_  
**Address & Phone No.** \_\_\_\_\_  
**Class(es) Preferred** \_\_\_\_\_  
**Amount of Sponsorship** \_\_\_\_\_

**Name of Sponsor/Farm/Business** \_\_\_\_\_  
**Address & Phone No.** \_\_\_\_\_  
**Class(es) Preferred** \_\_\_\_\_  
**Amount of Sponsorship** \_\_\_\_\_

**Name of Sponsor/Farm/Business** \_\_\_\_\_  
**Address & Phone No.** \_\_\_\_\_  
**Class(es) Preferred** \_\_\_\_\_  
**Amount of Sponsorship** \_\_\_\_\_

**RETURN BY JULY 1<sup>ST</sup> WITH CHECKS ATTACHED TO:**  
**Anne Weyker – Treasurer – 6737 Clay Ridge Road, Cedar Grove, WI 53013**

# Midwest Fjord Horse Club Annual Show

## STALL FORM

July 16-18, 2011

### NOTICE

Tack stalls will be available – please include in number of needed stalls.  
**Stalls do not need to be stripped upon show completion.**

Number of horses you are bringing:

Number of stalls needed at \$20.00 per stall:  
(Non-Members at \$40 per stall)

Stallion stalls needed at \$20.00 per stall:  
(Non-Members at \$40 per stall)

Number of tack stalls needed at \$40.00 per stall:

Number of people attending the Annual Meeting:

Names:

---

---

---

---

**Please return this Form with balance of  
package information by July 1, 2011**

### Qualification for the Versatility Award

**NOTE: To qualify for the Versatility Award, please fill out the form enclosed in your show packet and send the form to Andrew Hinrichs by July 1, 2011.**

**The versatility Award is given to the HORSE with the most points earned in the following classes:**

- Halter
- Open Western Pleasure Horse
- Open English Pleasure Horse
- Single Pleasure Driving (**may use men's OR women's – not both**)
- Trail (**may use Adult or Youth – not both**)
  - Walk/Trot & In-hand Trail combination is **NOT** a qualifying class
  - In-Hand Trail age horse 2 and under in **NOT** a qualifying class
- Draft - Log Skid Single (may use Men's or Women's – **NOT** Both)
- Drive & Ride
- Jumping
- Obstacle Course
- Games

*Andrew Hinrichs is the organizer of these awards and will be keeping track of the point system, if you have any questions regarding – please contact Andrew at:*

**Andrew Hinrichs**  
Hinrichs Farms  
24853 Aurdal River Rd.  
Fergus Falls, MN 56537  
701-238-1974  
[fjordguy@hotmail.com](mailto:fjordguy@hotmail.com)

## MWFHC Versatility Award 2011

If you are intending on competing for the Versatility Award, you must complete (and turn in to Andrew Hinrichs) the following form for each horse **prior to the start of the show** in order to be eligible. Please choose which of the following classes you will use for points towards your total. These choices cannot, and will not, be changed throughout the show. There are many divisions. You may use as little as one, or as many as all eleven divisions to count towards your over-all points. However, you may only use ONE class within each division. For those classes in which you have a choice, please mark which specific class (using class title & number) you will be using for points. Please also name the exhibitor showing in that class. Points awarded for placings will be adjusted according to the number of participants in each class.

Horse: \_\_\_\_\_

Owner & phone number: \_\_\_\_\_

Owner Address: \_\_\_\_\_

Farm (if applicable): \_\_\_\_\_

**Halter:** Mares **OR** Broodmares **OR** Geldings **Or** Stallions (Excludes "Get of Sire", "Produce of Dam", and all showmanship classes)

Class Title: \_\_\_\_\_

Class #: \_\_\_\_\_

Exhibitor name: \_\_\_\_\_

**Western Pleasure:** Adult **OR** Youth

Class Title: \_\_\_\_\_

Class #: \_\_\_\_\_

Exhibitor name: \_\_\_\_\_

**English Pleasure:** Adult **OR** Youth

Class Title: \_\_\_\_\_

Class #: \_\_\_\_\_

Exhibitor name: \_\_\_\_\_

**Dressage:** Suitability for Dressage

Class Title: \_\_\_\_\_

Class #: \_\_\_\_\_

Exhibitor name: \_\_\_\_\_

**Single Pleasure Driving: Men's OR Women's**

Class Title: \_\_\_\_\_

Class #: \_\_\_\_\_

Exhibitor name: \_\_\_\_\_

**Ride & Drive**

Class Title: \_\_\_\_\_

Class #: \_\_\_\_\_

Exhibitor name: \_\_\_\_\_

**Draft: Men's Single Log Skid OR Women's Single Log Skid**

Class Title: \_\_\_\_\_

Class #: \_\_\_\_\_

Exhibitor name: \_\_\_\_\_

**Trail: Youth OR Adult**

Class Title: \_\_\_\_\_

Class #: \_\_\_\_\_

Exhibitor name: \_\_\_\_\_

**Jumping: Hunter Hack OR Jumper's Choice**

Class Title: \_\_\_\_\_

Class #: \_\_\_\_\_

Exhibitor name: \_\_\_\_\_

**Obstacle Driving: Gambler's Choice OR Double Jeopardy OR Pick Your Route**

Class Title: \_\_\_\_\_

Class #: \_\_\_\_\_

Exhibitor name: \_\_\_\_\_

**Games: Youth Barrels OR Adult Barrels OR Youth Pole Bending OR Adult Pole Bending**

Class Title: \_\_\_\_\_

Class #: \_\_\_\_\_

Exhibitor name: \_\_\_\_\_

# Youth & Adult High Point Awards 2011

These awards are for the individuals who have placed the highest in the qualifying classes for their award. Points will be earned for each placing with points being adjusted according to the number of participants in each class. Individuals are NOT required to sign up for these awards. There will be a High Point and Reserve High Point award given for each division (Youth and Adult). If an individual is in more than one class within a division (obstacle driving and game classes), the highest point value earned in one of the classes in the division will be used. The awards will be presented after the entire show is complete and points can be calculated.

Classes to count towards the Youth High Point Award are as follows:

- Youth Equitation
- Youth Trail
- Youth Horsemanship
- Youth Showmanship 13-18
- Youth Showmanship 12 & under
- Youth Reinsmanship
- Youth Barrels OR Pole Bending
- Youth Log Skid
- Youth Gambler's Choice OR Youth Pick Your Route (Not Double Jeopardy)

Classes to count towards the Adult High Point Award are as follows

- Adult Equitation (English)
- Adult Trail
- Adult Walk/Trot
- Adult Horsemanship (Western)
- Adult Showmanship
- Adult Single Reinsmanship
- Adult Barrels OR Pole Bending
- Adult Gambler's Choice OR Adult Pick Your Route (Not Double Jeopardy)

## High Point Driver Award 2011

This award is for the individual person who has placed the highest in the qualifying classes for this award. Points will be earned for each placing with points being adjusted according to the number of participants in each class. Individuals are NOT required to sign up for this award. There will be a High Point and Reserve High Point award given. If an individual is in more than one class in a division (such as the log skid), the higher points will be used. The awards will be presented after the entire show is complete and points can be calculated.

Classes that qualify for the High Point Driver Award:

- Team Pleasure Driving (Men's OR Women's)
- Reinsmanship Team
- Unicorn
- Log-Skid (Single Men's OR Single Women's OR Team)
- Single Pleasure Driving (Men's OR Women's)
- Single Reinsmanship (Adult OR Youth)
- Tandem
- Farm Hitch
- Four-Horse Hitch
- Ground Driving
- Gambler's Choice OR Double Jeopardy OR Pick Your Route

**Iowa Equestrian Center**  
801 76th Avenue Drive SW  
Cedar Rapids, Iowa 52404  
[www.iowaequestrian.com](http://www.iowaequestrian.com)

**Directions to:** 801 76th Avenue Drive SW, Cedar Rapids, Iowa

Cedar Rapids is located on I-380 and US Highway 30, 151 and 218. Kirkwood Community College is just south of Highway 30 and I-380 interchange.

From I-380, take Exit 13 and go East to Kirkwood Blvd. Then turn and go North until 76th Ave. to address.



**Camping Information:**

There are fifty-two overnight camp sites available, with electrical hookup, located on the west side of the barn complex. Campers may arrive one day prior to the show. There are also four shower rooms available for campers. All camping will be on a first-come, first-served basis and reservation will not be accepted. Camping vouchers will be required to have staff unlock the campsite breaker switch. Please indicate the number of camping vouchers required on your Entry Form and they will be provided to campers at the show.

## Midwest Fjord Horse Club

### Show Handbook

Due to the inherent risks of equine activities, the MWFHC is not liable for an injury to or the death of a participant in any equine activity using these rules. Participants is defined as exhibitors, judges, spectators, coaches, trainers, show staff, horses, pets, and anyone or thing on the grounds at the horse show. The MWFHC disclaims any responsibility whatsoever, due to negligence or otherwise, for any losses, injuries, or other claims arising out of the use of these rules.

The following rules/guidelines are designed for the classes provided at the Midwest Fjord Horse Club's, Horse Show. The goal is to promote the versatility of the breed and to simplify the process to allow all exhibitors to enjoy this show experience safely.

#### Definitions

**Adult** – an individual who has reached their 19<sup>th</sup> birthday as of January 1<sup>st</sup> of the current competition year.

**Youth** - an individual who is 18 years of age or under as of January 1<sup>st</sup> of the current competition year.

**Green Horse** – a horse in their first year of showing in accordance with division rules.

**Maiden Horse** – a horse, which as not won 1<sup>st</sup> or 2<sup>nd</sup> in accordance with division rules.

**Novice** – an **individual person** that has **never won first place** in a novice class.

**Open** - a class that contains all horses of any age, size or sex, regardless of previous awards received, in accordance with division rules. There is no qualification for the rider, driver or handler except as specified in division rules for the particular category or level of classes.

#### General Rules

- 1) **All entrants are responsible** for understanding the Rules/Guidelines as set forth.
- 2) **NO ONE, except for the Show and Executive Committee** are allowed to be on the show grounds one morning prior to the show.
- 3) **Safety is the primary concern at this show.** Unsafe behavior by the horse or handler will not be tolerated.
- 4) No cross entries are allowed. Once a horse/rider combination enters a walk/trot class they may not enter a class requiring a canter. **The same horse** may show in a canter class if ridden by a different rider.
- 5) Mandatory Coggins for all horse entered in the show in accordance with the state regulations for the state where the show is held. **OUT OF STATE HORSES WILL NEED TO SUPPLY A HEALTH CERTIFICATE AS REQUESTED.**
- 6) Gate holds may be called for necessary equipment or animal changes. Gate holds must be requested prior to the class call and are to be **no more than 5 minutes**. Once a class has been called, the time for gates holds expires, judging has commenced and no exhibitor can enter the class.
- 7) If an individual wants to sign up for a class that they did not register for, they may do so **ONLY** at the beginning of each day **BEFORE** the show starts.
- 8) Show management reserves the right to split, combine or cancel classes.
- 9) The announcer will call stopping a class due to weather conditions.
- 10) **NO COACHING** from the rail. Any competitor will not be placed if coached from the rail.
- 11) All horses participating in the show need to be registered with a recognized Fjord breed Association.
- 12) **Good sportsmanship, manners and clean language are to be adhered to, to keep in good standing with the MWFHC.**
- 13) The judge's decision is final.

#### General Rules – Safety

- 1) Stallions may not be shown, handled or cared for by any person 18 years of age or younger.
- 2) Under no circumstances shall a bridle be removed from a horse while it is hitched to a vehicle.
- 3) A horse must never be left unattended or tied to anything while hitched to a vehicle.
- 4) While driving, a whip should be held at all times, except in the Draft division classes where a whip is not allowed.
- 5) All exhibitors must wear leather footwear with heels; ASTM/SEI Helmets for adults are strongly encouraged for all divisions. ASTM/SEI Helmets for Jr. Jr. Youth, Jr. Youth and Youth are required.
- 6) A header will be available for each turnout at ringside or on board with the driver for assistance. In Multiple classes (Pairs/Teams, Tandem, Four up/Four in Hand) a groom is recommended, but not required.

#### Barn Rules

- 1) No smoking anywhere on the premises.
- 2) No hitching of horses to vehicles in the barns.
- 3) No riding of horses in the barns.
- 4) All effort should be made to keep aisle ways and doorways clear to afford traffic flow through the show.
- 5) On the final day of the show or when you leave, **stalls do not need to be stripped.**
- 6) All dogs must be leashed when on facility grounds (including the camping area) and feces must be immediately removed.

#### General Rules – Youth Rules

- 1) Must be accompanied by an adult while driving a horse.
- 2) Must wear an approved ASTM/SEI helmet while riding and/or driving in the ring AND on the show grounds.
- 3) Must wear appropriate foot wear while riding and handling a horse.
- 4) Lead Line class the horse must wear a halter under the bridle.
- 5) An Adult must be available to the youth exhibitor for assistance.

6) Under no conditions will a youth handle, care for, ride or drive a stallion.

## **Recommendations – Attire**

**Draft** - Protective shoes, long pants and shirt required. Jacket and hat are optional. Whips are not allowed.

**Driving - Gentlemen** should wear a coat or jacket, unless specified otherwise in the class list. **Ladies** should wear a conservative dress, tailored suit, or slacks, unless specified otherwise in the class list. Floppy hats are discouraged. Unless specified otherwise, the driver shall wear a hat, an apron or knee rug, and gloves, except these items are optional for draft turnouts.

**English** - English and Hunter riders should wear coats of any tweed or Melton, breeches or jodhpurs, and boots or half chaps and leather paddock boots. Protective headgear, hunt cap, or derby is required. Spurs, crops, or bats are optional. When permitted to ride without jackets, riders may wear long or short sleeved riding shirts with choker or ties.

**Western** - Western riders should wear Western hat or helmet (youth required), long-sleeved shirt with any type collar, trousers or pants, and boots. Long-sleeved shirts are traditional and preferred, but when permitted by the show committee or judge due to weather conditions, short-sleeve shirts are equally acceptable. Chaps, shotgun chaps, and spurs are optional.

## **Recommendations – Tack**

**Draft** - Collar and hame draft harness to be used. Bits - any kind & type of riding snaffle or other types of traditional driving bits are allowed. Side check reins and open bridles are permitted. Whips are not allowed.

**Driving** - Driving harness, leather or synthetic materials. Either breastplate or full collar style. Bits - any kind & type of riding snaffle or other types of traditional driving bits are allowed. Side check reins and open bridles are permitted. Whip in hand is required, unless driving multiples, such as Unicorn or 4 horse hitch.

**Riding (English/Western)** – appropriate saddle and bridle for the class you are entered into, breast collar (English/Western) and rear cinch (Western) are optional. Split or romal reins are allowed. Silver adornments of any kind are not required.

## **Movement**

The way of going for the Fjord Horse is straight and true with good forward movement. The gaits are well balanced, with a regular cadence and a length of stride where the hind hoofprint oversteps the front hoofprint at the walk and trot.

**Walk:** The Fjord Horse will be eager and efficient, moving in a four-beat cadence.

**Trot:** A true two-beat diagonal gait. Being a powerful gait, the trot demonstrates the characteristic traits of speed, comfort and athletic ability. The trot comes naturally, and is the most favored gait of the horse.

**Canter:** Should be balanced and free with good forward movement.

## **Class Descriptions**

**Halter** – All horses shown must be NFHR or CFHA registered or pending registration. No cross entering. Horses to be shown in hand at a walk and trot at the judge's directions. Horses may be shown in halter or bridle. Foals only allowed in Broodmares class.

**Mares** - To be judged in order of importance: type, conformation, suitability as a breeding animal, quality, manners, movement, substance, and presence.

**Stallions** - Stallions must be shown by an adult (18 years or older), in bridle or halter with a stud chain. To be judged in order of importance: type, conformation, suitability as a breeding animal, quality, manners, movement, substance, and presence.

**Geldings** - To be judged in order of importance: type, conformation, quality, manners, movement, substance, and presence.

**Produce of Dam** - Two offspring out of the same Dam to be presented in hand.

**Get of Sire** - Three offspring by the same stallion to be presented in hand.

**Showmanship** - handlers shall be judged on their ability to present the horse. Handlers to show their horses over a pattern chosen by the judge. The pattern will be posted at least one hour prior to the class. Handlers may show in English or Western attire, gloves are optional and coats may be excused by the judge. Horses may be shown in halter or bridle. To be judged in order of importance: showmanship (showing, leading, poise, alertness, and attitude) and presentation (grooming and conditioning).

**Pleasure Driving** - Entries are judged on the suitability of the horse to provide a pleasant drive. To be shown both ways of the arena at a walk, slow trot, working trot, strong trot (at the discretion of the judge). To stand quietly and to rein back. To be judged 70 % on performance, manners and way of going of the horse (s); 20% on the condition and fit of the harness and vehicle; 10% on neatness of attire.

**Green Horse** - Open to horses in their first year of showing in the particular performance division. Consideration is given to the "green" and inexperienced horse.

**Novice Man and Woman** - Open to individuals that **have never won first place in a Novice class.** Consideration is given to the individual new to this particular performance.

**Maiden Horse** - Open to horses which **have not won 1<sup>st</sup> or 2<sup>nd</sup> in a Pleasure Driving Class other than Green Horse – Single Driving.**

**Pleasure Driving Turnout** - Entries are judged on the performance and quality of the turnout. To be shown both ways of the arena at a walk, slow trot, working trot and strong trot. (at the discretion of the judge). To stand quietly and to rein back. To be judged 70% on the condition, fit and appropriateness of harness and vehicle, neatness and appropriateness of attire, and overall impression; 30% on performance, manners and way of going of the horse (s).

**Tandem** - To be shown at the walk, slow trot and working trot, and to stand quietly. Tandem shall not be asked back, except at the judges discretion in case of a work off. To be judged on performance, presence, quality, manners and matching.

**Team** - To be shown at the walk, slow trot and working trot and to stand quietly and to back. To be judged on performance, presence, quality, manners and matching.

**Unicorn** - To be shown at walk, slow trot and working trot. To stand quietly. At judges discretion to back. To be judged on performance, presence, quality manners and matching.

**Four Horse Hitch** - To be shown at a walk, slow trot and working trot at judge's discretion, To stand quietly and back. To be judged on the ability to work as a unit with evenness, performance, presence, quality, manners and matching

**Ground Driving** – To be shown at the judge's discretion.

**Reinsmanship Driving Divisions** - Entries are judged on the ability and skill of the driver. To be shown at a walk, slow trot, working trot, and strong trot (at the discretion of the judge). Driver required to rein back. Either the Achenbach or any two handed method of handling the reins are acceptable. Some drivers may be chosen to be worked at any gait requested by the judge and may be asked to execute a figure eight and/or perform other appropriate tests. To be judged: 75% on handling of reins and whip, control, posture and overall appearance of driver; 25% on the condition of harness and vehicle, and neatness of attire.

**Drive & Ride** - To be judged 50% on performance, manners, way of going (horse) and suitability in harness; 50% on performance, manners, way of going (horse) under saddle. After the driving section, only two grooms/assistants are allowed to assist with the unharnessing and saddling. Horses are to remain in line until the last person has tacked up their horse and mounted.

Single horse to be shown in two concurrent sections by the same OR DIFFERENT driver/rider:

- A) In Harness: To be shown as a pleasure driving class both ways of the arena at a walk, slow trot, working trot and strong trot (at the discretion of the judge). To stand quietly and rein back.
- B) Under Saddle: To be shown both ways of the arena (English or Western) at a walk, trot (jog), canter (lope). To stand quietly and rein back.

**Obstacle Driving Division** - The width of the obstacle shall be: The width of the widest vehicle in the class with six inches added on each side.

**Gamblers Choice** - To be driven at a trot over a course of obstacles each carrying a point value. Open to singles or pairs. Each driver has the same amount of time to navigate as many obstacles as possible within the time frame – in any order from any direction. Each obstacle may be driven twice but not in succession. No points will be awarded for an incorrectly completed obstacle. A signal will sound at the end of the allowed time and the driver must exit through the finish line where the total will be recorded. If the signal sounds when the competitor is committed to an obstacle, the competitor may complete the obstacle and receive the appropriate points. Placing determined on a high score basis, In the event of a tie the best time wins.

**Pick Your Route** - Open to singles or pairs, this is a timed event driven at a trot over a course of obstacles with no set route. After passing the start line the exhibitor shall proceed through each pair of cones choosing their own route to the finish line. Penalties: Knocking down a ball: 5 seconds. Break to a canter: 5 seconds (4<sup>th</sup> break is

elimination). Fastest – clean time determines the winner. The start line and finish line can be traveled through from any direction.

**Double Jeopardy** - To be driven at a trot and timed over a course of numbered obstacles by an entry consisting of two drivers. Open to singles or pairs. After passing the starting line, the first driver shall proceed through each obstacle to the designated finish line. At this point the reins are passed to the second driver who must drive the course in reverse order. Penalties: Knocking down a ball 5 seconds. Break to a canter: 5 seconds (4<sup>th</sup> break is elimination). Fastest- clean time determines the winner. **Youth class requires one driver to be 19 years or older.**

**Draft Division** - Harness and attire shall be suitable for this type of vehicle or activity. Over check reins and Martingales are not permitted. Side check reins and open bridles are permitted. Whips are not allowed.

**Log Pull/Skid – Limited/Men/Women and Team** - Entries to pull log both directions through five cones set 6 inches **more than the log** provided for the event, while staying within 30 foot boundary lines. Timed Event. Penalties of 5 seconds for touching cones and 2 seconds for going outside of boundary lines. **Lowest score of time plus penalties wins.** The use of driver's body or any other artificial devices to maneuver the log is not permitted. **For the Men/Women/Team classes ONLY**, there will be an additional requirement at the end of the course. You will be required to stop the end of the log as close as you can to a line drawn at the end of the course. Penalties will added depending on # of inches over or under the line, a penalty of **(2)** seconds per inch will be added for going over and **(1)** second per inch will be added for going under. **The Limited** class is open to men, women and youth who are a novice and new to log skid, you will not be required to stop the log on the line drawn at end of course. Course adjustments will be made.

**Farm Hitch/Obstacle - All participates will use the same wagon.** A team of horses and driver on foot to enter arena through "in gate", proceed to wagon, hitch unassisted, proceed through obstacles #s 2-6 (see map for complete description of obstacles and what needs to be done), once obstacles are completed, proceed back to hitching area and unhitch without assistance, exit out the "out gate". An additional person is required to ride in back of wagon for safety purposes. They are not to touch lines/unless horses go to take off, nor can they coach driver. Placing determined on a high score basis, in the event of a tie the best time wins.

## **Riding Division -**

**Adult/Youth Walk/Trot** - Horses are to be worked both ways of the arena at a walk and trot (jog) in a relaxed manner without undue restraint. May be asked to back at judge's discretion. This class may be shown under English or Western tack. Riders competing in this class may not enter any class requiring the canter (lope). To be judged on manners, willingness, suitability to purpose and smoothness of transitions.

**Green Horse Walk-Trot** - two classes – one Western, one English Open to **horses** in their **first year** of show ring experience under saddle and never been in a performance class requiring a canter (lope). Horses to be worked both ways of the arena at a walk and trot (jog) in a relaxed manner with out due restraint. May be asked to back at judge's discretion. May be shown English or Western. Western horses shown in a snaffle may use two hands, western horses shown in a leverage bit must be neck reined. Horses competing in this class may not enter any riding class that requires a canter (lope).

**Dressage Suitability** – to be shown with light contact at the walk, trot and canter both ways of the ring. Judged on the quality of gaits, balance, presence and manners. Horses may be asked to lengthen the stride at the trot (i.e. extended trot) and or any other gaits or movement that would help a judge decision the suitability of the horse. Horses are judged and placed for the horse most suitable for dressage. Ridden English, **only legal dressage bits allowed.**

**Hunter Hack** - To be shown at a walk, trot and canter both ways of the arena, with additional individual work over two cross rail fences not to exceed 18 inches. Horse may be asked to hand gallop individually and back. To be judged on performance, suitability, manners and way of going (horse).

**Jumpers Choice Class** - To be ridden/jumped at a trot or canter going over a course of fences each carrying a point value. Each rider has the same amount of time to jump as many fences as possible within the time frame – in any order from any direction. Each fence may be jumped as many times as you wish but not in succession. No points will be awarded for a knock down and it will not be reset until your time is completed. A signal will sound at the end of the allowed time. If the signal sounds when the competitor is committed to a fence, the competitor may complete the fence and receive the appropriate points. Placing determined on a high score basis, In the event of a tie the rider taking the higher fences will win. Judge will determine if you were committed to a fence when/if the whistle blows at that time.

**English Pleasure Horse** - To be shown at the walk, trot and canter both ways of the arena and to back. Extension of the trot and a hand gallop may be asked for upon the discretion of the judge. Horse is to be judged on performance, suitability, manners and movement

**Western Pleasure Horse** - To be shown at the walk, jog and lope both ways of the arena and to back. Horse shown in a snaffle bit may be shown two handed, all horses shown in a leverage bit must be ridden with one hand on the reins.

**Adult/Youth Horsemanship/Equitation** - To be shown at a walk, trot (jog), canter (lope). To stand quietly and rein back. Participants may be asked to perform a pattern. Rider to be judged on seat, hands and legs and overall appearance and partnership of horse/rider.

**Youth Lead Line** - Shall be shown at a walk only, with an adult leading the horse. To be judged on seat, legs, hands and overall appearance. Riders in this class may not compete in any other riding classes. A halter must be worn under the bridle. Riders must wear an approved ASTM/SEI helmet.

**Pairs** – To be shown at a walk, trot (jog), canter (lope). Both western and English are allowed. Judged on how well horses work together in unison.

**Jack Benny** - Age of horse and rider must be 55 & older. Both western and english allowed To be shown at the walk, trot or jog and canter or lope both ways of the arena and asked to back. Horse shown in a snaffle bit may be shown two handed, all horses shown in a leverage bit must be ridden with one hand on the reins.

### **Trail Division –**

**Adult Trail** - To be judged over an obstacle course of which will be posted in the MWFHC Show packet. The primary judged aspect of this class is to show your horses willingness to navigate an artificial trail environment. Obstacles may include opening a gate, going over a bridge and other “obstacles” seen while trail riding. Suitability to purpose and willingness are the main criteria in this class division. Horses will be asked to walk, trot (jog) and canter (lope) and back in accordance where noted on the obstacle course.

**Youth Trail (Open to all Youth 18 & under)** - To be judged over an obstacle course of which will be posted in the MWFHC Show packet. The primary judged aspect of this class is to show your horses willingness to navigate an artificial trail environment. Obstacles may include opening a gate, going over a bridge and other “obstacles” seen while trail riding. Suitability to purpose and willingness are the main criteria in this class division. Horses will be asked to walk, trot (jog) and canter (lope) and back in accordance where noted on the obstacle course.

**Walk/Trot & In Hand Combination Trail** - To be judged over an obstacle course of which will be posted in the MWFHC Show packet. The primary judged aspect of this class is to show your horses willingness to navigate an artificial trail environment. Obstacles will closely resemble the Adult and Youth Trail class; however there will **not** be a canter aspect and a portion of the obstacles will be performed in hand.

**In Hand Trail (horses age 2 and under)** - To be judged over an obstacle course of which will be posted in the MWFHC Show packet. The primary judged aspect of this class is to show your horses willingness to navigate an artificial trail environment. **All** obstacles will be performed in hand.

### **Gaming Classes – Open to all ages**

Ride A Buck  
Barrels  
Pole Bending  
Speed and Action (diagram follows)  
Panty Hose Race

**Ride A Buck:** A bareback rider riding their horse while trying to keep the dollar bill in place. The last rider with their dollar bill still in place will win.

**Barrels:** A horse and rider attempt to complete a clover-leaf pattern around preset barrels in the fastest time. It combines the horse's athletic ability and the horsemanship skills of a rider in order to safely and successfully maneuver a horse through a clover leaf pattern around three barrels (typically three fifty-five gallon metal or plastic drums) placed in a triangle in the center of an arena.

**Pole Bending:** A rider and horse run past a timer line to the end of a line of six poles, then turn the end pole and weave down through the pattern, again turn at the last pole and weave back up, then run back home across the timer line. The fastest time will win.

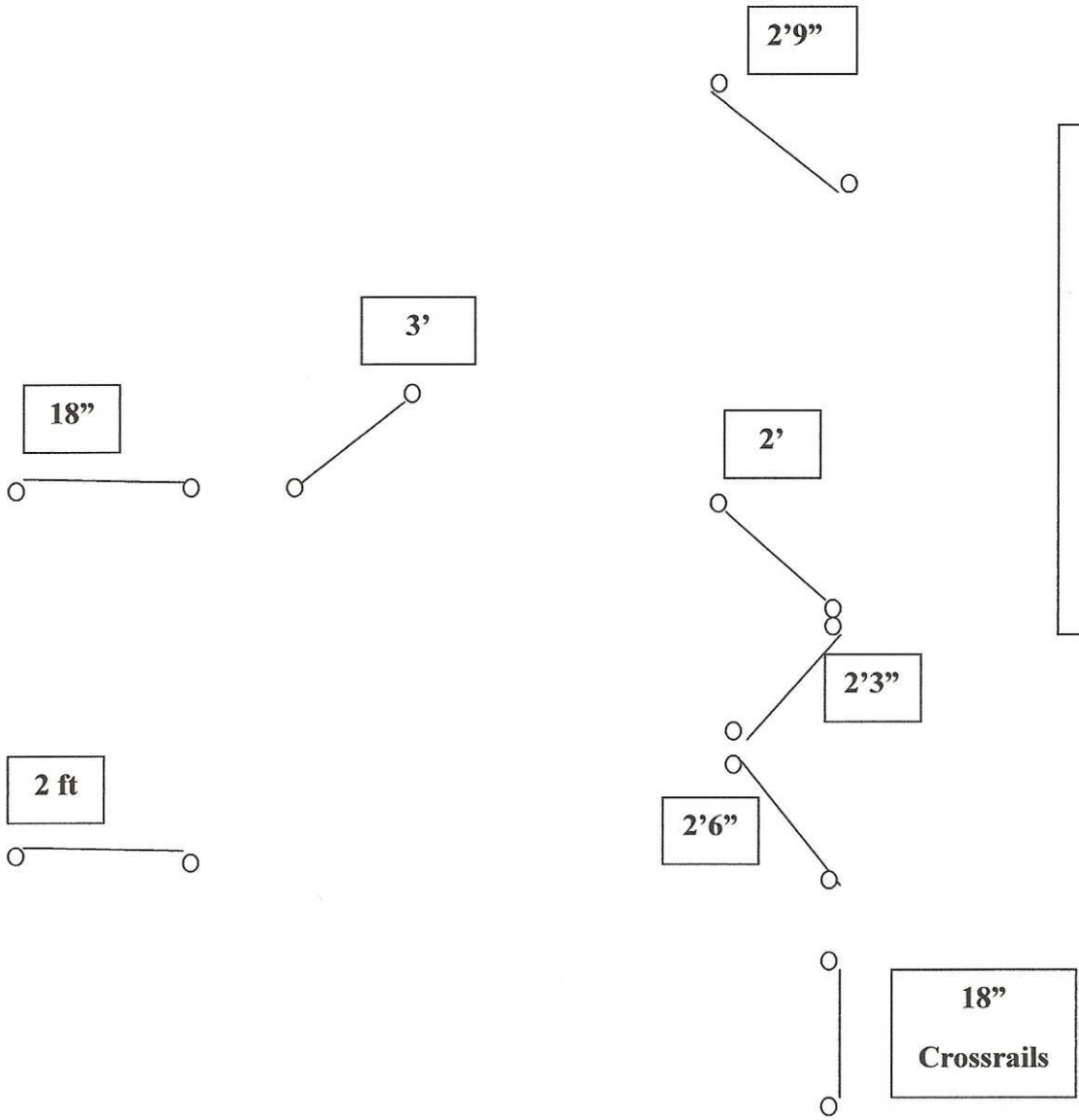
**Panty Hose Race:** Two riders, each holding an end of the pantyhose, race around one barrel for speed making sure the panty hose doesn't break anytime during the race. The fastest time will win.

## **Costume Classes –**

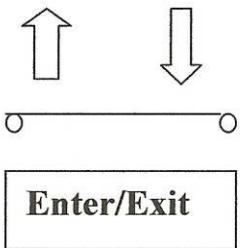
**Adult Costume Class** - To be shown at a walk. The exhibitor can ride or lead the horse. The exhibitor and horse are in costume. A team of two or more exhibitors and/or horses may enter under one number. To be judged on creativity and originality.

**Youth Costume Class** - To be shown at a walk. The exhibitor can ride or lead the horse. The exhibitor and horse are in costume. A team of two or more exhibitors and/or horses may enter under one number. To be judged on creativity and originality.

**Jumpers Choice Class 2011**  
*(See Class description)*



<b>Points:</b>
<b>18" – 5</b>
<b>2' – 10</b>
<b>2'3" – 20</b>
<b>2'6" – 30</b>
<b>2'9" – 40</b>
<b>3' – 50</b>



## **Gambler's Choice Obstacle Descriptions 2011:**

**Plastic Transfer (50 points):** Vehicles must take the plastic from one location to the other. May be repeated going the other direction. The original location of the plastic for each run will be the same. Plastic may be handled by driver or passenger, but must be transferred by/in the vehicle.

**Back-Around (100 pts single, 150 pts team):** Drivers must back their hitch between barrels #1 and #2, then back around barrel #3, and keep backing back out between barrels #1 and #2 until they are completely free of the barrels. Drivers may position themselves in front of barrels #1 and #2 in any fashion that they see fit. Knocking any one of the barrels over shall be considered an unsuccessful attempt and the barrel will NOT be reset for that driver to attempt it again.

**Wheel Through Poles (50 pts):** Drivers must drive so that one wheel of their vehicle travels between the poles without the horse stepping on either pole or the wheels hitting either pole. This obstacle may be entered from either direction. Poles will be set 12 inches apart.

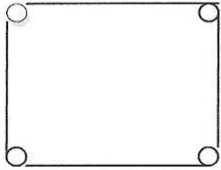
**Ground Pole Weaving (40 pts):** Drivers must weave through the line of ground poles from one end to the other (similar to pole weaving/bending). **All** ground poles must remain untouched for points to count. Drivers may begin from either direction on either side. When completed correctly, at least a two loop serpentine will be made.

**Drive Through L (40 pts):** Drivers must drive through the L from either direction without dislodging any of the logs.

**Drive Over Tarp (25 pts):** Drivers must drive over tarp, from any direction, without dislodging any tennis balls that will be on each corner.

***Map following this page***

**Gambler's Choice  
2011**



**Drive Over Tarp  
25 pts**

1

3

**Back Around  
100 pts Single  
150 pts Team**

2

**Wheel Through  
Poles 50 pts**

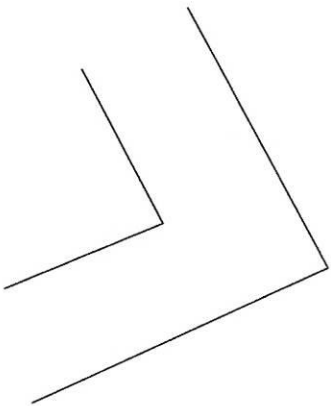


**Plastic Transfer  
50 pts**

**Ground Pole  
Weaving  
40 pts**



**Drive Through L  
40 pts**

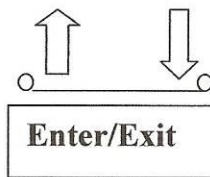
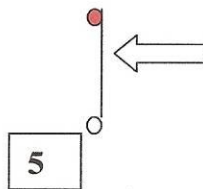
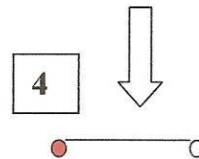
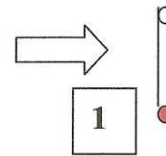
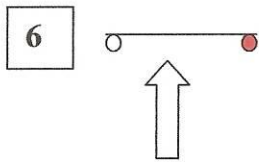
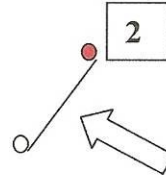
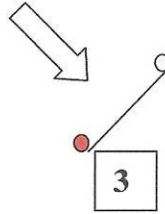
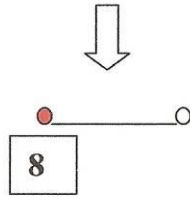
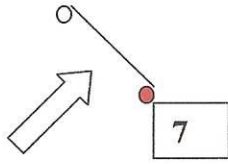


**Enter/Exit**

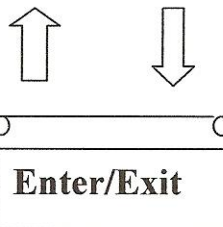
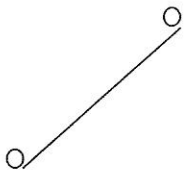
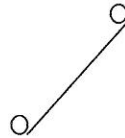
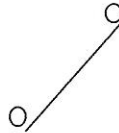
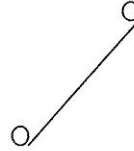
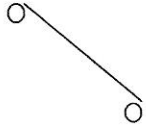


**Double Jeopardy**

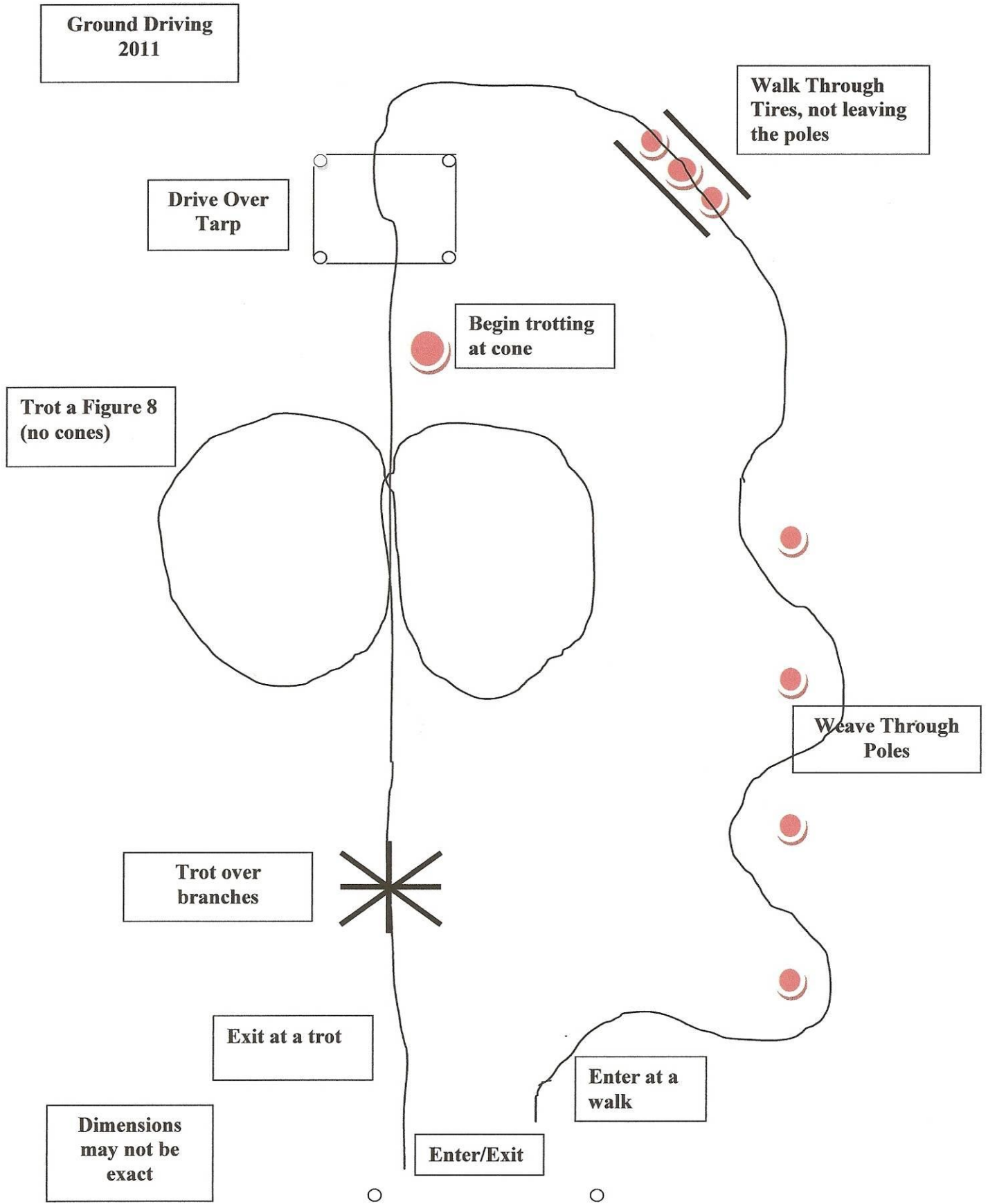
**2011**



**Pick Your Route**  
**2011**



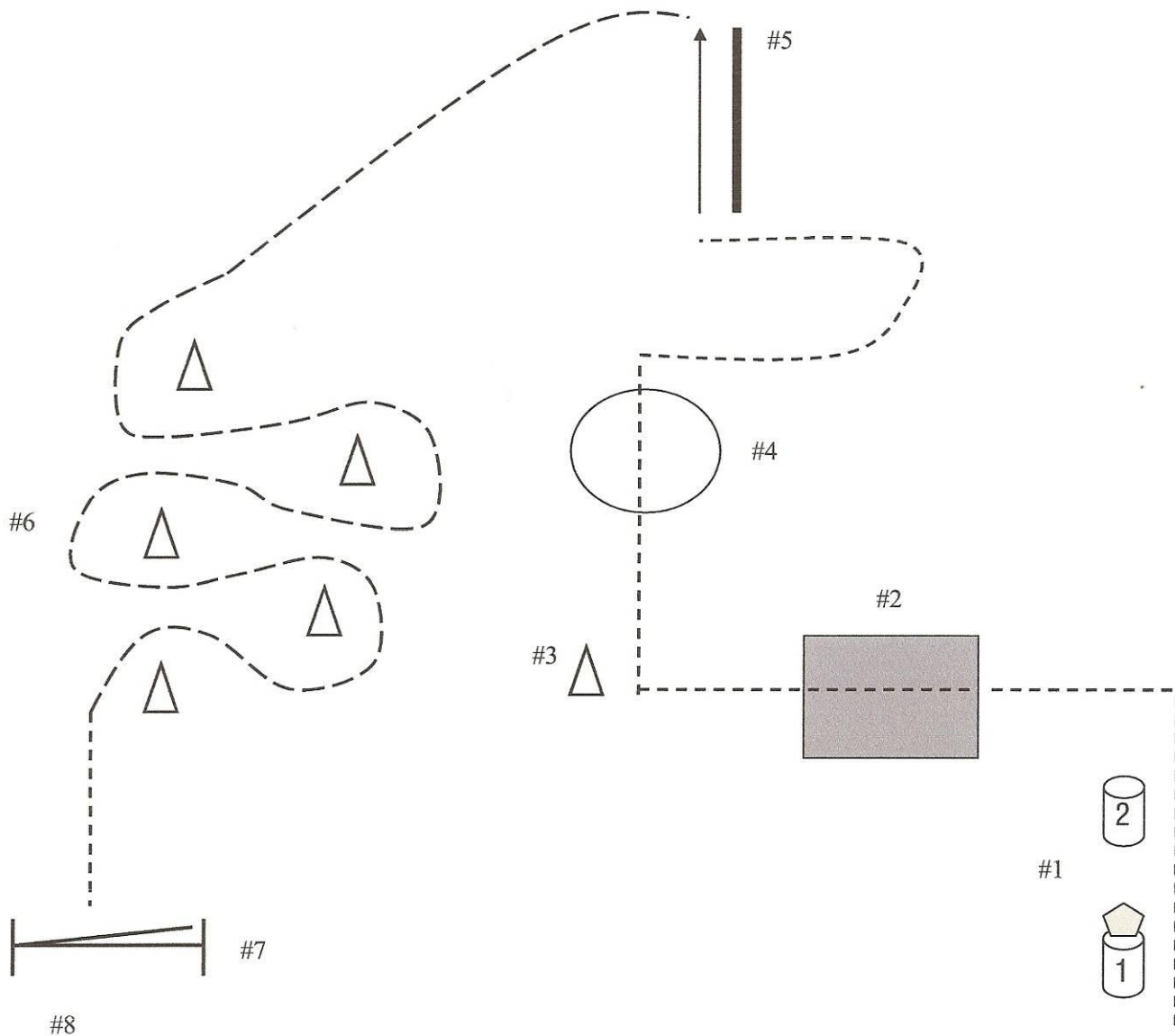
**Ground Driving  
2011**



# In-Hand & Walk Trot Combination Trail Class

1. Walk (in-hand) to first barrel. Move plastic bag of cans from barrel 1 to barrel 2
2. Proceed to and over tarp at a walk
3. Proceed to mount at cone (may use a mounting block)
4. Once mounted, proceed at a walk through the circle on the ground
5. Walk to ground pole and sidepass to the right
6. Pick up a trot/jog and weave through cones
7. Approach the gate at a walk and proceed to open and close the gate (safest and most efficient)
8. Exit arena at a walk

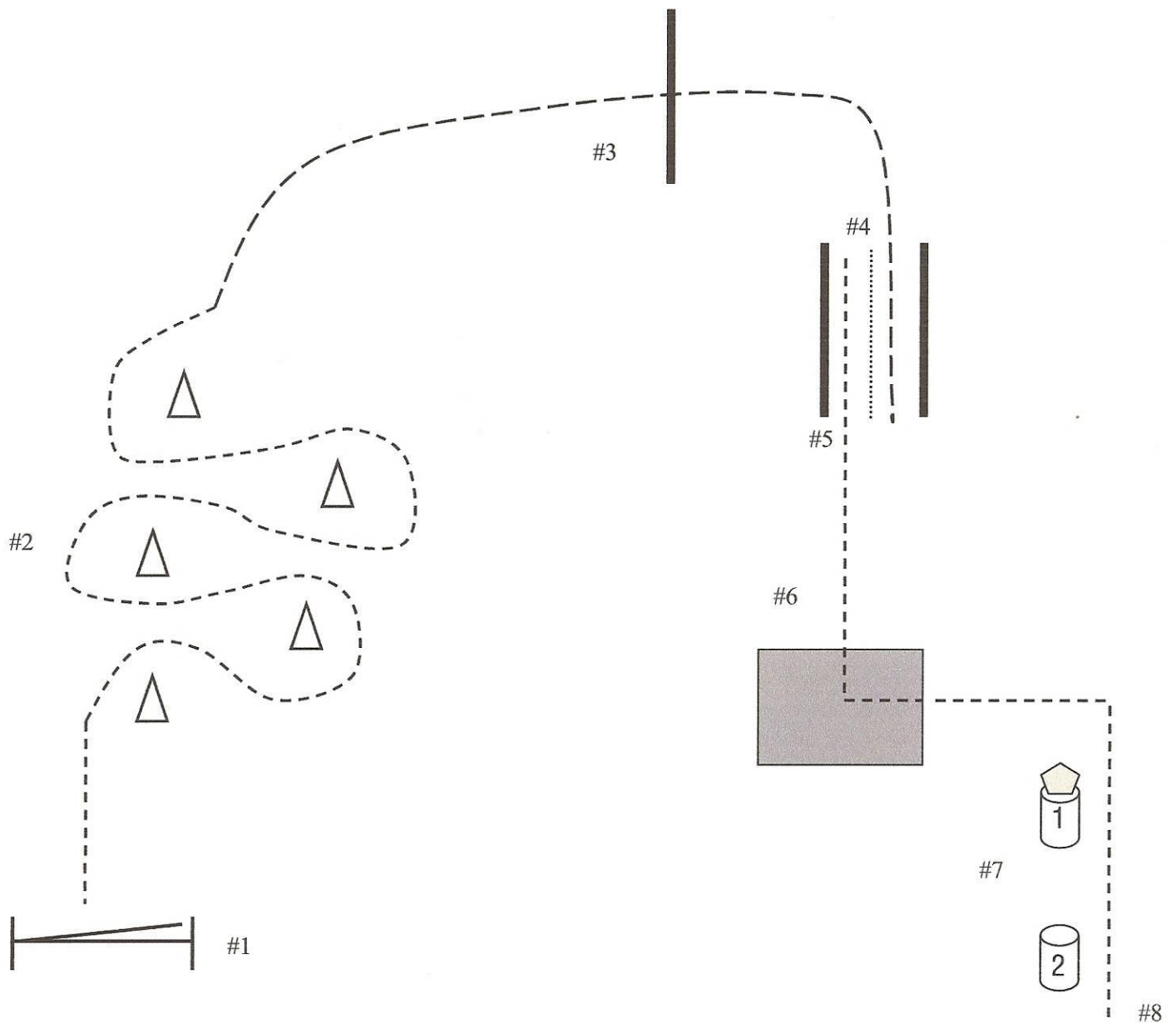
Guide	
Walk	-----
Trot/Jog	-----
Canter/Lope	—————
Sidepass	—————>



# Youth Trail Class

1. Enter ring and proceed to open and close the gate (safest and most efficient)
2. Walk and weave through the cones
3. Pick up a trot/jog and proceed over ground pole
4. Continue at a trot/jog into chute. Stop and back out of chute.
5. Walk through chute.
6. Proceed to and over tarp
7. Walk to first barrel. Move plastic bag of cans from barrel 1 to barrel 2
8. Exit arena at a walk

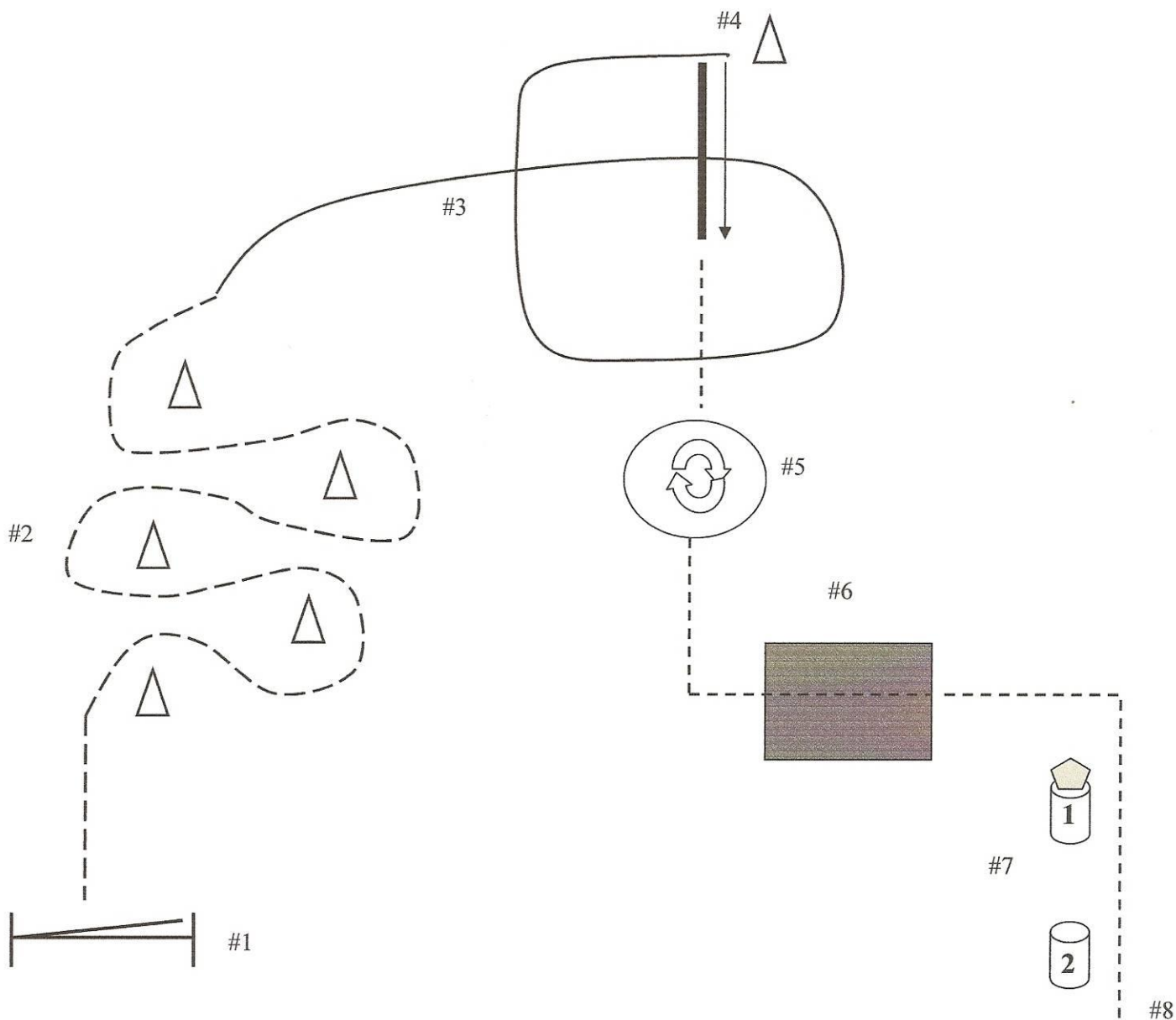
Guide	
Walk	-----
Trot/Jog	- - - - -
Canter/Lope	—————
Back	.....



## Adult Trail Class

1. Enter ring and proceed to open and close the gate (safest and most efficient)
2. Pick up a trot/jog and weave through the cones
3. Pick up a canter/lope on the right lead and proceed over ground pole
4. Stop at cone and sidepass ground pole to the right
5. Walk to circle on ground. Place horses front feet in circle, and complete a 360° turn on the forehand either direction (keeping front feet in circle)
6. Proceed to and over tarp
7. Walk to first barrel. Move plastic bag of cans from barrel 1 to barrel 2
8. Exit arena at a walk

Guide	
Walk	- - - - -
Trot/Jog	- - - - -
Canter/Lope	—————
Sidepass	—————>
Back	.....

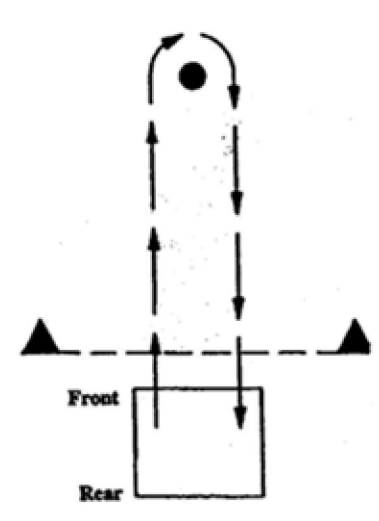


## Speed and Action

A box that is 16' x 16' is outlined with lime or flour and is located three (3) feet behind the timing line. A barrel to run at is placed 125' from the starting line. This barrel may not be closer than 15' from any fence. Mounted rider enters the rear of the box and settles horse/pony for 5 seconds. On judge's signal, contestant runs the pattern. The rider must exit the front of the box (nearest barrel), ride around the barrel, either left or right and then reenter the front of the box for 5 seconds. The time starts when rider crosses timing line and stops with recrossing of timing line. The barrel must stay in place for the entire class. Rider may not touch barrel in an attempt to prevent it from falling over.

### *Disqualifications:*

There will be no time if the rider does not enter the rear of the box, if the barrel is knocked over, the horse/pony does not stay inside the box for the two required five (5) second timing periods, if the horse does not reenter the front of the box, for a broken pattern, or separation of rider and horse/pony during timing period.



# Farm Hitch Class Map

